

Effect of Cold Deformation on Superelasticity and Morphology of Four Orthodontic Nitinol Wires

S. K. Sadrnezhaad ^{1*}, A. H. Tavabi ¹, S. Ghoreishi ²

¹ Department of Materials Science and Engineering, Sharif University of Technology

² Department of Dentistry, Ferdowsi Medical Science University of Mashhad

Received 16 November 2004; received in revised form 5 February 2005; accepted 7 February 2005

Abstract

Tooth straightening with superelastic wire requires exertion of continued bending as well as tensional forces exerted by the wires to the teeth. The applied force can influence on properties of the wire. Knowing the amount and mechanism of this change results in both improvement of the clinical operation as well as the recovery of the used alloy. Investigating the possibility of exertion of a stable force during the curing period is substantial to orthodontists. Studying the possibility of recovery and re-circulation of the used material is of interest to engineers. The latest results obtained on the effect of bending on transformation temperatures, crystal structure and mechanical properties of four different orthodontic commercial wires are discussed in this paper. It is seen that the width of the hysteresis loop is reduced, percentage of the martensite phase is increased and the possibility of stress induced R-phase formation is increased due to the application of the deflection strains on the samples. The structural phase change occurring during mechanical and/or heating operations indicates that the alloy property can change from superelastic towards shape memory effect via heat treatment after cold working. Microstructural and transformation temperature studies show that R-phase formation is concomitant with the presence of martensite in the wires. These results indicate that the superelastic effects are correlated to the formation and elimination of small forcible hysteresis loop of the R phase.

Keywords: Orthodontic wire; Superelastic; Nitinol; R phase; Stress hysteresis

* Corresponding Author

Address: Center of Excellence for Advanced Processes of Production and Shaping of Materials, Department of Materials Science and Engineering, Sharif University of Technology, Tehran, I.R.Iran

Tel.: +98 21 66165215

Fax: +98 21 66005717

E-mail: sadrnezh@yahoo.com, sadrnezh@sharif.edu

*

// :

// :

// :

R

R

R

R

:

*

sadrnezh@yahoo.com :

:

:

[]

[] []

[]

"R"

[]

[] "

[]

M_s

M_f

(←)

A_f A_s

[]

R

T_R' []

R

T_R

[]

[]

¹Superelastic

²Stress Induced Martensite Transformation

³Thermoelastic

A_f

M_d

M_d .[] .

A_f

/ mm^2

R

.()

"(SIM)

"

.[]

Nitinol SE	3M UNITEK	2724 South Peck Road, Monrovia, CA 91016 U.S.A
Force I	AMERICAN ORTHODONTICS	1714 Cambridge Avenue, Sheboygan Wisconsin, P.O. Box 1048, U.S.A
Reflex TP	TP ORTHODONTICS	Laporte, Ind, U.S.A
Chinese Ni-Ti	ORSU	Bejin, MN 55401, China

A_f

" "

A_f

.[]

.[]



A_f

" "

⁴Stress Induced Martensite

⁵Cantilever

⁶Three Bracket Bending



(mm)		(mm/min)	(mm)	(mm)
/		/		/

/ × / mm Slot

Foilmesh

Superglue

/

H10KS

Hounsfield



()	
10H ₂ O ₂ 5HF 85H ₂ O	
1HNO ₃ 5HF 5CH ₃ COOH	
40HNO ₃ 10HF 50 H ₂ O	
14HNO ₃ 4HF 82 H ₂ O	

°C °C °C

PME3

											t (s)
*	*	*	*	*	*	*	*	*	*	*	
*	*	*	*	*	*	*	*	*	*	*	
		*	*	*	*	*	*	*	*	*	
				*	*	*	*	*	*	*	

()

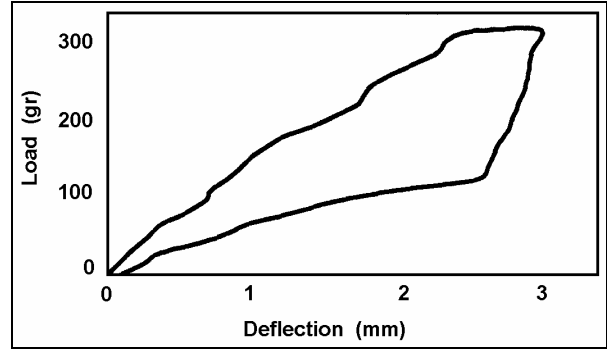
+

)

Pt100

/ , .(

/ /



Nitinol SE

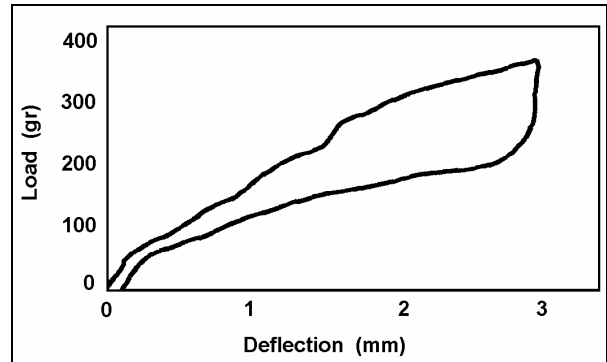
Force I

Nitinol SE

Force I

Nitinol SE

Reflex TP

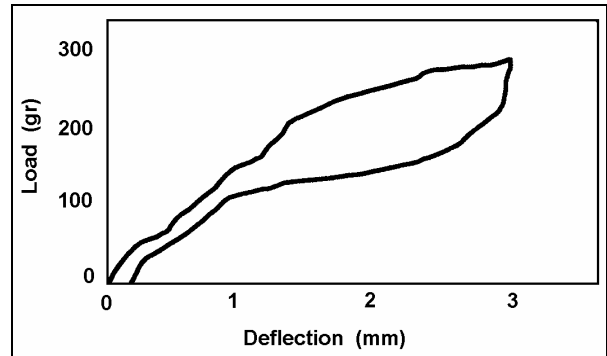


Force I

Burstone

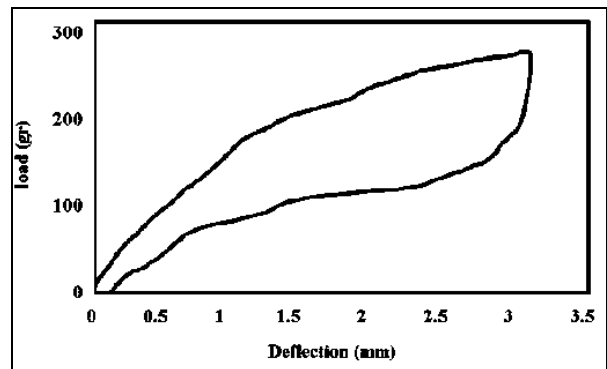
Miura

[]



Reflex TP

permanent set



Chinese Ni-Ti

⁸Recovery

mm ()

	/			Nitinol SE
	/			Chinese Ni-Ti
				Force I
	/			Reflex TP

/ mm ()

	/			Nitinol SE
	/			Chinese Ni-Ti
	/			Force I
	/			Reflex TP

mm ()

	/			Nitinol SE
				Chinese Ni-Ti
	/			Force I
	/			Reflex TP

/ mm ()

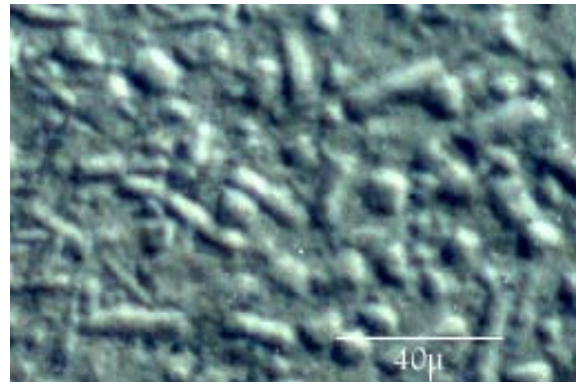



	/			Nitinol SE
	/			Chinese Ni-Ti
	/			Force I
	/			Reflex TP

mm ()

	/			Nitinol SE
	/			Chinese Ni-Ti
	/			Force I
	/			Reflex TP

⁹Heavy Force

¹⁰Light Force



Force I

Nitinol SE

[]

R

[]

[]

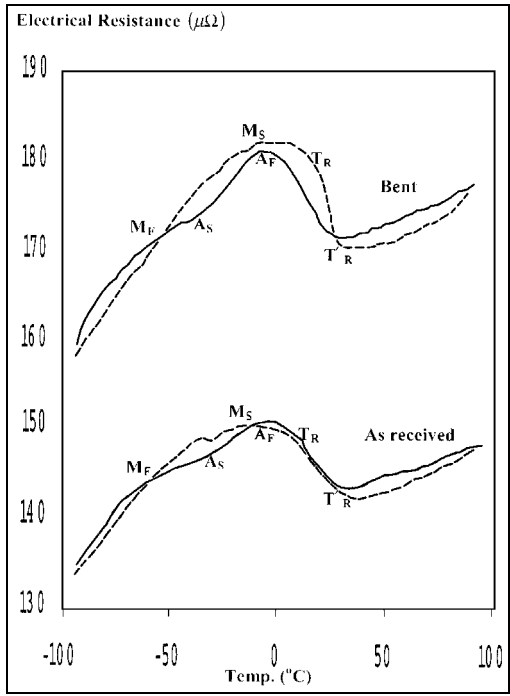
R

R

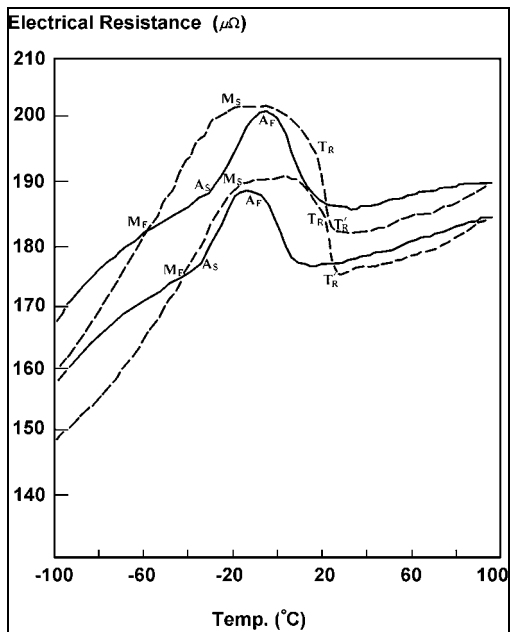
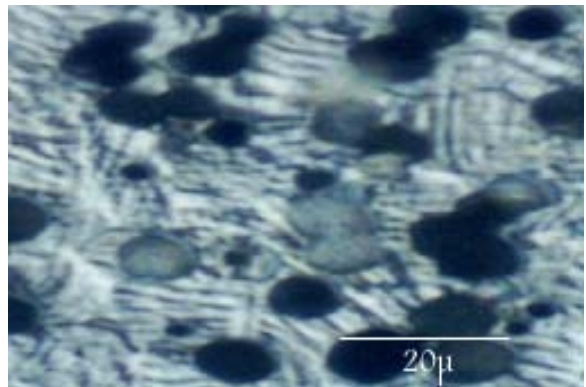
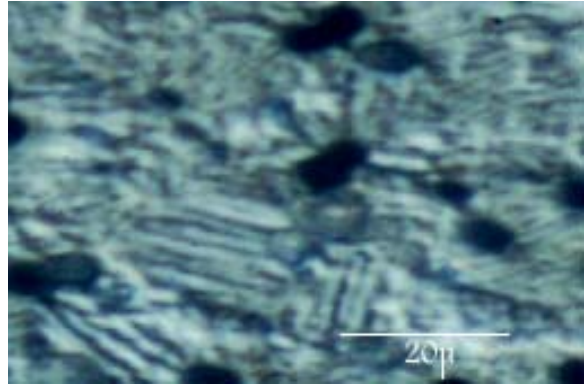
[]

R

[]



Force I



Reflex TP

Reflex TP

R

R

Force I

Reflex TP

A_f

. []

[]

R

R

()

()

()

R

R

R

°C °C °C

Nitinol SE

Reflex TP

titanium orthodontic wires; *Am J Orthod* 1990; 98: 72-76.

- [9] Brantley KS, Fournelle W, Bendig R; Properties of superelastic and non superelastic Ni-Ti orthodontic wires; *Am J Orthod* 1991; 99: 310-18.
- [10] Kujala S, Pajala A, Kallioinen M, Pramila A, Tuukkanen J, Ryhänen J; Biocompatibility and strength properties of Nitinol shape memory alloy suture in rabbit tendon; *Biomaterials* 2004; 25(2): 353-358.
- [11] Liu R, Li DY; Indentation behavior of pseudoelastic TiNi alloy; *Scripta Materialia* 1999; 41(7): 691-696.
- [12] Wuttig M, Zheng Y, Slutsker JS, Mori K, Su Q; Stress Induced martensite in NiTi corrugated films; *Scripta Materialia* 1999; 41(5): 529-533.
- [13] Nakano H, Kazoro S; Mechanical properties of several nickel-titanium alloy wires in three point bending test; *Am J Orthod* 1999; 115: 390-395.
- [14] Brantley W, Eliades T; *Orthodontic Material*; 1st Ed, New York 2001; 90.
- [15] Meling T; Odegaard J; The effect of short-term temperature changes on superelastic nickel-titanium archwire activated in orthodontic bending; *Am J Orthod* 2001; 119: 263-273.
- [16] Wilkinson PD, Dysart PS, Hood JAA, Herbison GP; Load-deflection characteristics of superelastic nickel-titanium orthodontic wires; *American Journal of Orthodontics and Dentofacial Orthopedics* May 2002; 121(5): 483-495.
- [17] Rucker BK, Kusy RP; Elastic properties of alternative versus single-stranded leveling archwires; *American Journal of Orthodontics and Dentofacial Orthopedics* November 2002; 122(5): 528-541.
- [18] McNaney JM, Imbeni V, Jung Y, Papadopoulos P, Ritchie RO; An experimental study of the superelastic effect in a shape-memory nitinol alloy under biaxial loading; *Mechanics of Materials* October 2003; 35(10): 969-986.
- [19] Qin C, Morton B, Chinese J; NiTi wire: A new orthodontic alloy; *Am J Orthod* 1985; 87: 445-452.
- [20] Liu Y, Chen X, McCormick PG; Effect of low temperature ageing on the transformation behavior of near-equiatomic NiTi; *Journal of Materials Science* 1997; 32: 5979-5984.
- [21] Su PC, Wu SK; The four step multiple stage transformation in deformed and annealed $Ti_{49}Ni_{51}$ shape memory alloy; *Acta Materialia* 2004; 52: 1117-1122. []
- [23] Serneels; *Shape Memory Alloy Characterization and Optimization*; AXT Medical Technologies 2002. []
- [1] Lekston Z, Drugacz J, Morawiec H; Application of superelastic NiTi wires for mandibular distraction; *Materials Science and Engineering A* 2004; 378(1-2): 537-541.
- [2] Otsuka K, Ren X; Recent developments in the research of shape memory alloys; *Intermetallics* 1999; 7:511-528.
- [3] Miyazaki S, Ishida A; Martensitic transformation and shape memory behavior in sputter-deposited TiNi-base thin films; *Materials Science and Engineering* 1999; A273-275: 106-133.
- [4] Orgeâas L, Favier D; Stress-induced martensitic transformation of a NiTi alloy in isothermal shear, tension and compression; *Acta Mater* 1998, 46(15): 5579-5591.
- [5] Mihálcz I; Fundamental characteristics and design method for nickel-titanium shape memory alloy; *Periodica Polytechnica Ser Mech Eng* 2001; 45(1): 75-86.
- [6] Sadrnezhad K, Mashhadi F, Sharghi R; Heat treatment of Ni-Ti alloy for improvement of shape memory effect; *Materials and Manufacturing Processes* 1997; 12(1): 107-115.
- [7] Zarandi FMH, Sadrnezhad K; Thermomechanical study in combustion synthesized Ti-Ni shape memory alloy; *Materials and Manufacturing Processes* 1997; 12(6): 1093-1105.
- [8] Hurst C, Duncanson M, Nanda R, Angolkar P; An evaluation of the shape memory phenomena of nickel-