

Effects of Depolarizing Prepulses with Different Parameters on the Selective Stimulation of Myelinated Fibers and Suggestion of a New Prepulse Waveform with Superior Performance Based on Simulation of Electrical Stimulation

A. Mahnam^{*1}, S. M. P. Firoozabadi², S. M. R. Hashemi-Golpayegani¹

¹Bioelectrics Division, Department of Biomedical Engineering, AmirKabir University of Technology

²Medical Physics Department, Faculty of Medicine, Tarbiat Modarres University

Received 21 December 2002; received in revised form 5 September 2004; accepted 25 October 2004

Abstract

In recent years, various methods have been suggested to improve selectivity in electrical stimulation of neural fibers or cells. One of these methods is the use of depolarizing under-threshold prepulse to selectively stimulate fibers far from the electrode, without excitation of nearer fibers. In this paper, by implementing a nonlinear model of neural fiber and simulating electrical stimulation of the model, the effect of changes in various parameters of rectangular and stepwise prepulses on the range of applicability of this technique in selective stimulation of fibers in different distances from the electrode and with different diameters has been studied. This study has led to suggest a new waveform for the prepulse; ramp prepulse. The applicability of this prepulse has been studied also. The superiority of this prepulse in comparison with previous suggested ones has been shown. Using this prepulse, it is possible to stimulate selectively fibers in broader range of distances and diameters. Therefore in stimulating neural fibers in spinal cord or peripheral fibers or even neural fibers of special senses, the use of this prepulse can improve distinguishability of fibers in their stimulation.

Keywords: Selective electrical stimulation; Stimulus waveform; Under-Threshold depolarizing prepulse; Ramp prepulse; Simulation of electrical stimulation.

*Corresponding author

Address: Department of Biomedical Engineering, AmirKabir University of Technology, Hafez St., Tehran, I.R.Iran

Tel: +9821 2293006 (208)

E-mail: amahnam@yahoo.com

*

// :

// :

// :

" "

" "

" "

:

*

amahnam@yahoo.com : () - :



. []

[]

. []

. []

Mortimer Grill

[]

. []

"

"

. []

. []

. []

[]

Grill

" "

" "

. []

Grill

. []

¹Depolarizing-Prepulse

$$\frac{dh}{dt} = k(\alpha_h(1-h) - \beta_h h) \quad ()$$

$$k = Q_{10}^{\frac{T-T_0}{10}} \quad ()$$

$$\alpha_m = \frac{97 + 0.363 \cdot V_m}{1 + \exp\left(-\frac{V_m - 31}{5.3}\right)} \quad ()$$

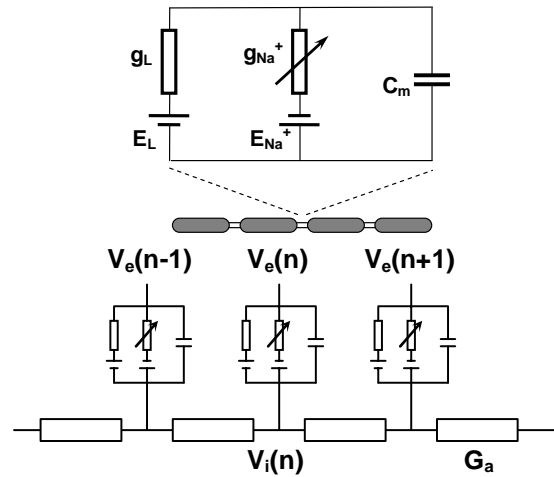
$$\alpha_h = \frac{\beta_h}{\exp\left(\frac{V_m - 5.5}{5}\right)} \quad ()$$

$$\beta_m = \frac{\alpha_m}{\exp\left(\frac{V_m - 23.8}{4.17}\right)} \quad ()$$

$$\beta_h = \frac{15.6}{1 + \exp\left(-\frac{V_m - 24}{10}\right)} \quad ()$$

h m

V_m



SIMULINK MATLAB

Pentium-500MHz

CRRSS

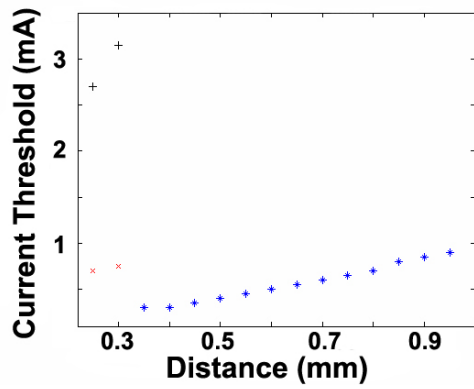
Hudgkin-Huxley

[] Chiu

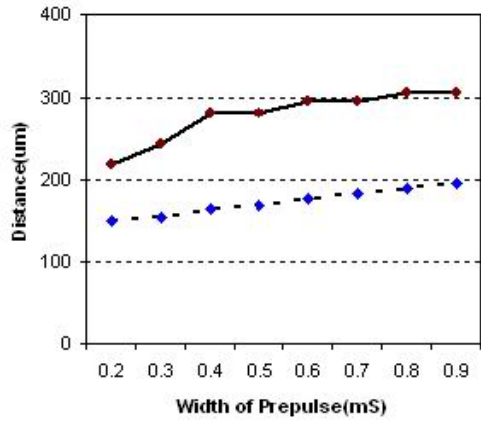
CRRSS

$$I_{ionic} = g_{Na} m^2 h (V_m - E_{Na}) + g_L (V_m - E_L) \quad ()$$

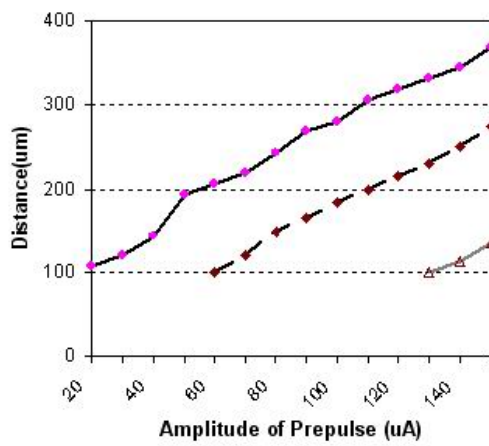
$$\frac{dm}{dt} = k(\alpha_m(1-m) - \beta_m m) \quad ()$$



ρ_a	/	$\Omega \cdot cm$	
V_r		mV	
C_m	/	$\mu F / cm^2$	
g_{Na}		mS / cm^2	
E_{Na}		mV	Nernst
g_L		mS / cm^2	
E_L	/	mV	Nernst
L	/	μm	
$\Delta x / L$			
d		μm	
$M(t=0)$	/		m
$H(t=0)$	/		h
$T0$		$^{\circ}C$	
Q_{10}			



()



()

" "

" "

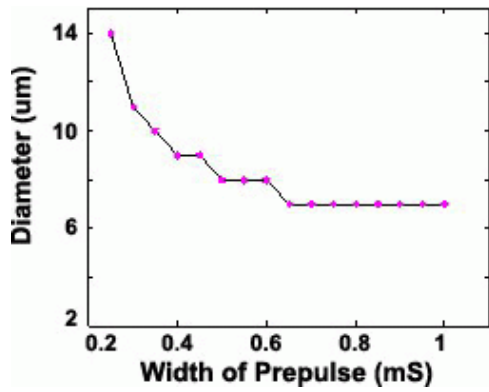
" ")

/

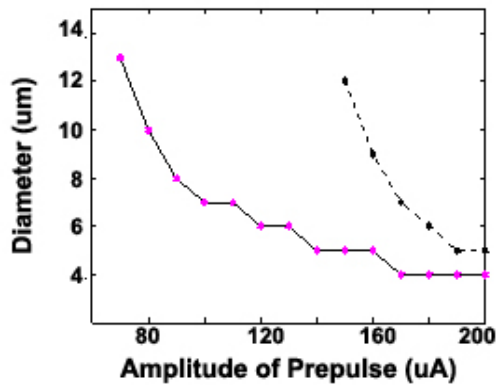
" "

" "

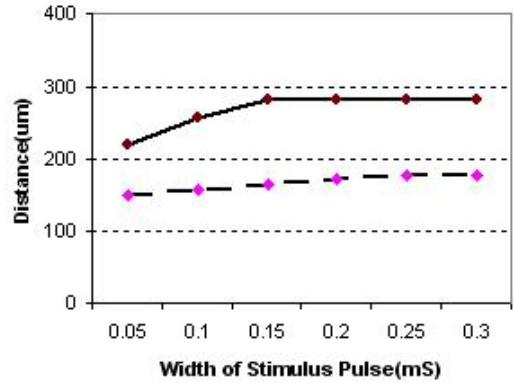
(



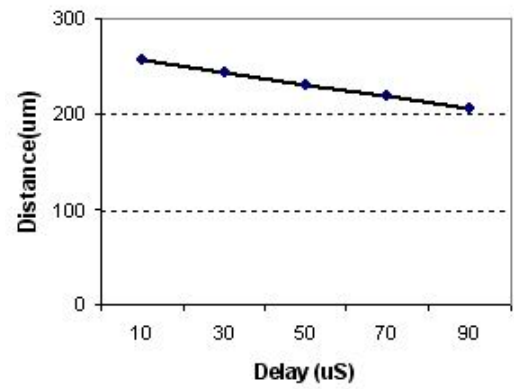
()



()



()



()

()

()

)

()

()

)

" "

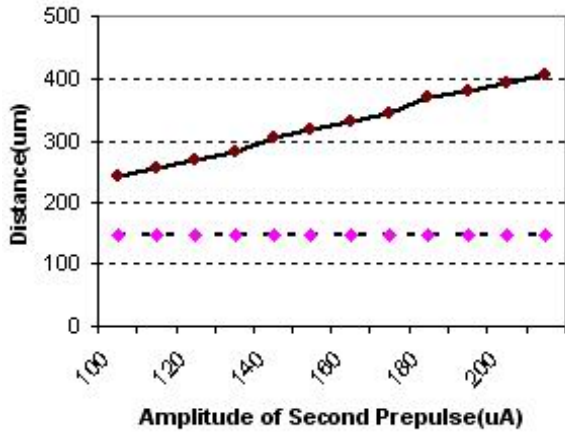
" "

" "

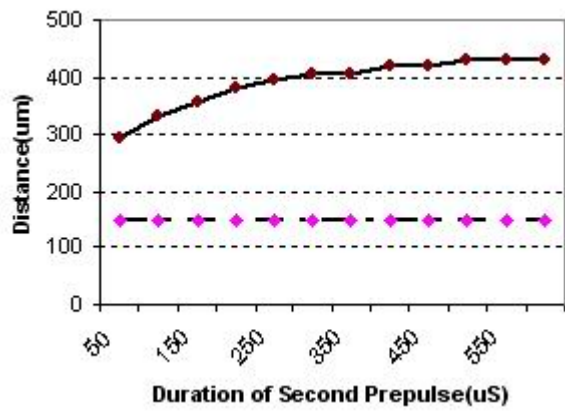
/

(

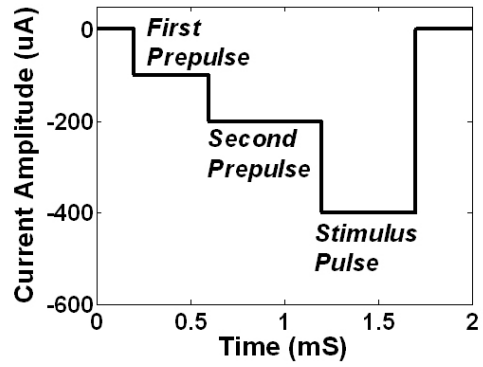
(



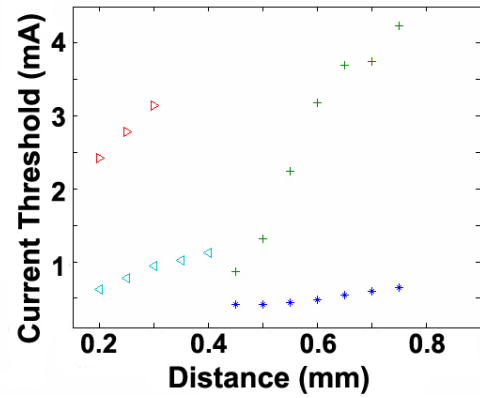
()



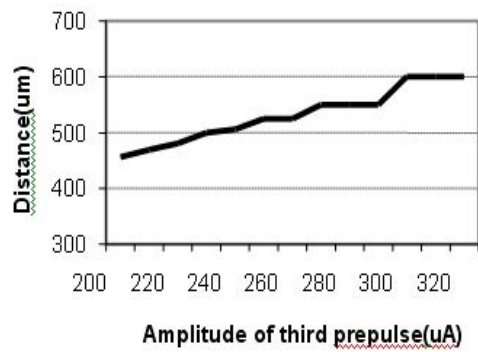
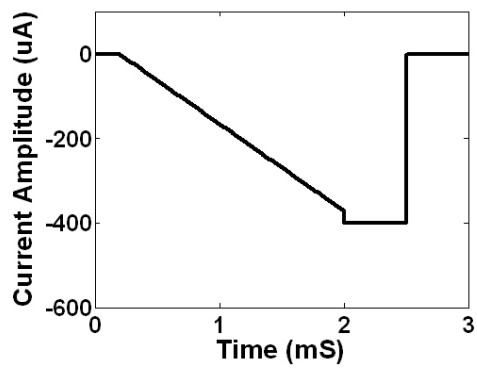
()



()



()



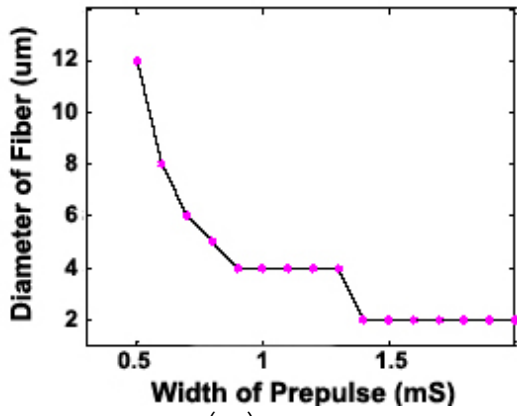
/ /

/ /

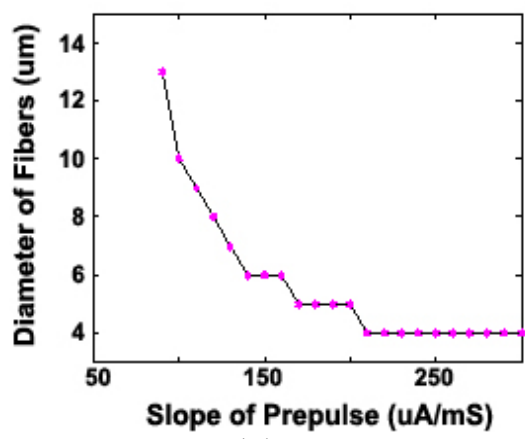
)

.(

/ /



()



()

()

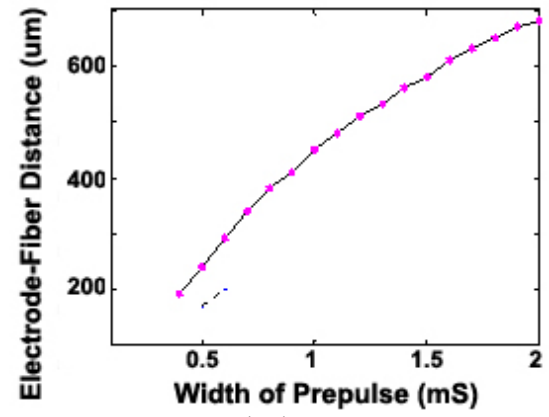
()

)

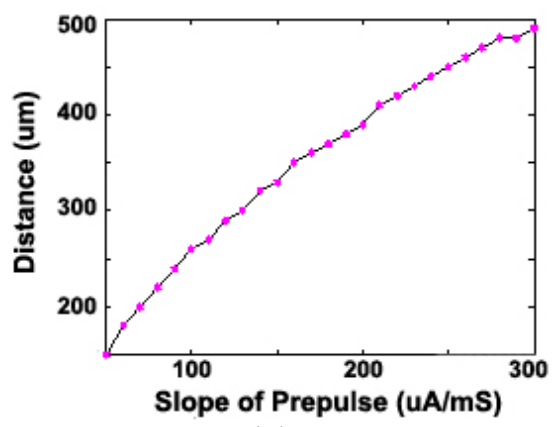
" "

(

" "



()



()

()

()

" "

)

" "

(

-
- [1] Bak M, Girvin JP, Hambrecht FT, Kufta CV, Loeb GE, Schmidt EM; Visual sensations produced by intracortical microstimulation of the human occipital cortex; *Med Biol Eng Comput* 1991; 28:257-259.
 - [2] Clark GM, Tong YC, Patrick JF; *Cochlear Prostheses*; New York: Churchill Livington; 1990.
 - [3] Hambrecht FT; Neural prosthesis; *Ann Rev Biophys Bioeng* 1979; 8:239-267.
 - [4] Popovic MR, Keller T, Pappas IPI, Dietz V, Morari M; Surface-stimulation technology for grasping and walking neuroprostheses; *IEEE Eng Med Biol Mag* 2001; Jan/Feb:82-93.

